


Updated: 01/2010

- Available in 2 styles: Traditional and Contemporary
- Can be integrated into an existing non-egress-fitted pole application to provide code-required egress illumination
- 360° rotation for easy field adjustments.
- An adjustable bracket that can be positioned between 15-45 degrees, so concise, direct illumination can be provided onto the path of egress
- Wired to an auxiliary 120 volt power source that activates the lower-wattage MR16 in the event of an emergency or power interruption
- The housing slips over a 4"/100mm O.D. pole
- Powder coat finish in 13 standard colors with a polymer primer sealer



## Architectural Area Lighting

16555 East Gale Ave. | City of Industry | CA 91745  
P 626.968.5666 | F 626.369.2695 | [www.aal.net](http://www.aal.net)  
Design patents, Copyright © 2010 Rev 01/2010

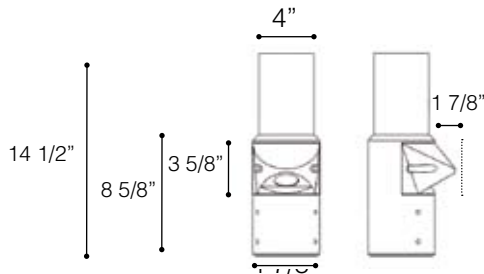
## 1. PRODUCT CODE

EPA-C Egress Post Top Adapter Contemporary

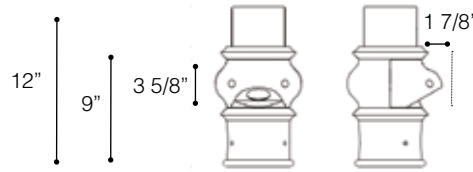
EPA-T Egress Post Top Adapter Traditional

## 2. DIMENSIONS

Contemporary egress adapter - EPA-C



Traditional egress adapter - EPA-T



## 3. COLOR

- AWT Arctic White
- LGY Light Grey
- MAL Matte Aluminum
- MDG Medium Grey
- ATG Antique Green
- VBL Verde Blue
- WRZ Weathered Bronze

- DGN Dark Green
- CRT Corten
- BRM Metallic Bronze
- DBZ Dark Bronze
- BLK Black
- MTB Matte Black
- RAL#
- CUSTOM

## 4. SPECIFICATIONS

### HOUSING

The body of the Egress PTA is a permanent molded design, 356 aluminum alloy. The Egress PTA is available in two styles, traditional and contemporary. The traditional style is 12" tall, and the contemporary style is 14.5" tall. Once fitted to the pole, each style only adds 3.63" to the poles' height. Hinged main housing assembly allows for tool-less access to the lamp for servicing. The Egress PTA can be integrated into an existing non-egress-fitted pole application to provide code-required egress illumination. This adapter features 360° rotation for easy field adjustments. It also features an adjustable bracket that can be positioned between 15-45 degrees, so concise, direct illumination can be provided onto the path of egress.

The access cover for the Egress PTA is a sand cast design, 356 aluminum alloy. The access cover features an integral lens and a lanyard safety cable. Pre-wired on both the load side and line side for easy installation.

### ELECTRICAL

The Egress PTA features a halogen lamp with a standard source 12V 50W MR16. The product is wired to an auxiliary 120V power source that activates the lower-wattage MR16 in the event of an emergency power interruption. As prescribed by the NFPA (National Fire Protection Association) code, emergency egress levels from the point of egress to the common way must be 1 footcandle average, with 0.1 footcandle minimum. This is required for a minimum run time of 90 minutes on the emergency generator, battery backup, or inverter system. The Egress PTA is an architecturally relevant, low power lighting option that can be flexibly layered into a site in order to meet the NFPA prescribed requirements. The Egress PTA shall be factory supplied pre-wired with some assembly required for installation and mounting. The housing is designed for use with a 4" O.D. pole.

### FINISH

The finish consists of a five stage pretreatment regimen with a polymer primer sealer, oven dry off and top coated with a thermoset super TGIC polyester powder coat finish. The finish shall meet the AAMA 605.2 performance specification which includes passing a 3000 hour salt spray test for corrosion resistance.

### CERTIFICATION

The Egress PTA shall be listed with ETL suitable for outdoor, wet location use, UL 924-2006 and CAN/CSA C22-2 No. 141-02.

### WARRANTY

Fixture is warranted for three years. Ballast components carry the ballast manufacturer's limited warranty. Any unauthorized return, repair, replacement or modification of the Product(s) shall void this warranty. This warranty applies only to the use of the Product(s) as intended by AAL and does not cover any misapplication or misuse of said Product(s), or installation in hazardous or corrosive environments. Contact AAL for complete warranty language, exceptions, and limitations.

SOLD TO

PO #

JOB NAME

Approvals

## Architectural Area Lighting

16555 East Gale Ave. | City of Industry | CA 91745  
 P 626.968.5666 | F 626.369.2695 | www.aal.net  
 Design patents, Copyright © 2010 Rev 01/2010