

PRMS



DESIGNER
SSL SERIES
FEATURING
MICROEMITTER™
TECHNOLOGY

LifeShield™
Protection System

- Part of AAL's Designer SSL Series
- Featuring highly efficient, exclusive MicroEmitter™ reflector technology
 - 60 LED array (73 total input watts)
 - Two standard color temperatures: 3500K or 5100K
 - IES Type 2, 3, 4 or 5 distribution patterns
- DLC approved (Types 3 and 5, 5100K)
- Exclusive canted design provides even illumination with less glare
- Field replaceable LED EmitterDeck™ upgrade kits for existing PRMS HID/CFL models available
- Features exclusive LifeShield™ Protection System for extreme weather conditions (-30°C to 60°C)
- 0 - 10v dimming capabilities
- Surge protection included
- IP66 rated
- Powder coat finish in 13 standard colors with a polymer primer sealer



Architectural Area Lighting

16555 East Gale Ave. | City of Industry | CA 91745
P 626.968.5666 | F 626.369.2695 | www.aal.net
Design patents, Copyright © 11/2010

PATENTS PENDING




1. Luminaire/LED Configuration	2. Color	3. Options	4. Mounting
PRMS-T3-60LED-BW	BLK	CHC	TRA1L

1. LUMINAIRE/LED CONFIGURATION

- PRMS-T2-60LED-WW IES Type 2 distribution. 60 light emitting diode array (73 watts). Class 1, 120 thru 277 volt. Warm white (3500K).

 - PRMS-T2-60LED-BW IES Type 2 distribution. 60 light emitting diode array (73 watts). Class 1, 120 thru 277 volt. Bright white (5100K).


 - PRMS-T3-60LED-WW IES Type 3 distribution. 60 light emitting diode array (73 watts). Class 1, 120 thru 277 volt. Warm white (3500K).

 - PRMS-T3-60LED-BW IES Type 3 distribution. 60 light emitting diode array (73 watts). Class 1, 120 thru 277 volt. Bright white (5100K). 

 - PRMS-T4-60LED-WW IES Type 4 distribution. 60 light emitting diode array (73 watts). Class 1, 120 thru 277 volt. Warm white (3500K).

 - PRMS-T4-60LED-BW IES Type 4 distribution. 60 light emitting diode array (73 watts). Class 1, 120 thru 277 volt. Bright white (5100K).

 - PRMS-T5-60LED-WW IES Type 5 distribution. 60 light emitting diode array (73 watts). Class 1, 120 thru 277 volt. Warm white (3500K).

 - PRMS-T5-60LED-BW IES Type 5 distribution. 60 light emitting diode array (73 watts). Class 1, 120 thru 277 volt. Bright white (5100K). 
- 350mA drive current.*

LED EMITTERDECK™ UPGRADE KIT FOR PRMS HID/CFL MODELS

A field replaceable upgrade kit is available for existing PRMS HID/CFL models. The kit comes complete with driver and 20 LED MicroEmitters (60 diodes/73 watts). Please contact your AAL representative for complete details.

- RK3517 Type 2, 60 diodes (73 watts). Class 1, 120 thru 277 volt. Warm white (3500K).

 - RK3518 Type 3, 60 diodes (73 watts). Class 1, 120 thru 277 volt. Warm white (3500K).

 - RK3519 Type 4, 60 diodes (73 watts). Class 1, 120 thru 277 volt. Warm white (3500K).

 - RK3520 Type 5, 60 diodes (73 watts). Class 1, 120 thru 277 volt. Warm white (3500K).

 - RK5117 Type 2, 60 diodes (73 watts). Class 1, 120 thru 277 volt. Bright white (5100K).

 - RK5118 Type 3, 60 diodes (73 watts). Class 1, 120 thru 277 volt. Bright white (5100K).

 - RK5119 Type 4, 60 diodes (73 watts). Class 1, 120 thru 277 volt. Bright white (5100K).

 - RK5120 Type 5, 60 diodes (73 watts). Class 1, 120 thru 277 volt. Bright white (5100K).
- 350mA drive current*

SOLD TO	PO #	JOB NAME	Approvals
---------	------	----------	-----------

Architectural Area Lighting

16555 East Gale Ave. | City of Industry | CA 91745
 P 626.968.5666 | F 626.369.2695 | www.aal.net
 Design patents, Copyright © 11/2010

1. Luminaire/LED Configuration

PRMS-T3-60LED-BW

2. Color

BLK

3. Options

CHC

4. Mounting

TRA1L

2. COLOR

<input type="checkbox"/> AWT	Arctic White	<input type="checkbox"/> MDG	Medium Grey
<input type="checkbox"/> BLK	Black	<input type="checkbox"/> ATG	Antique Green
<input type="checkbox"/> MTB	Matte Black	<input type="checkbox"/> LGY	Light Grey
<input type="checkbox"/> DGN	Dark Green	<input type="checkbox"/> SPP	Salt and Pepper (premium)
<input type="checkbox"/> DBZ	Dark Bronze	<input type="checkbox"/> SFM	Seafoam (premium)
<input type="checkbox"/> WRZ	Weathered Bronze	<input type="checkbox"/> WCP	Weathered Copper (premium)
<input type="checkbox"/> BRM	Metallic Bronze	<input type="checkbox"/> SHK	Shamrock (premium)
<input type="checkbox"/> VBL	Verde Blue	<input type="checkbox"/> RAL COLOR	Provide a RAL 4 digit color number
<input type="checkbox"/> CRT	Corten	<input type="checkbox"/> CUSTOM COLOR	Please provide a color chip for matching
<input type="checkbox"/> MAL	Matte Aluminum		

3. OPTIONS

<input type="checkbox"/> CHC	Copper hood cover
<input type="checkbox"/> BHC	Brass hood cover
<input type="checkbox"/> CHM	Glass chimney with brass holder.
<input type="checkbox"/> LDL	Lightly diffused lens to reduce brightness and glare



CHC shown

4. MOUNTING

Standard is post top mount. A wide variety of pole and wall mounted arms available. Please visit www.aal.net for a complete listing of decorative arms.

SOLD TO

PO #

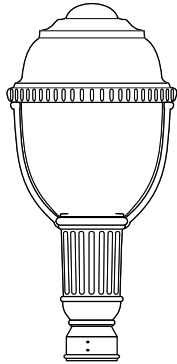
JOB NAME

Approvals

Architectural Area Lighting

16555 East Gale Ave. | City of Industry | CA 91745
 P 626.968.5666 | F 626.369.2695 | www.aal.net
 Design patents, Copyright © 11/2010

Specifications



36"/915mm x 19"/480mm DIA
WT: 38 lbs IP: 66 EPA: 2.75

HOUSING

The entire fixture shall be A356 cast aluminum, free of any porosity, foreign materials or cosmetic fillers. Castings shall be of uniform wall thickness, minimum .188" with no warping or mold shifting.

The top shall hinge open by flipping up two integral latches. The concealed latch mechanism shall be all stainless steel. The top shall seal the lamp compartment with a full surround, molded silicone gasket. The lens shall be one-piece clear, injection molded optical grade, DR acrylic, gasketed top and bottom with silicone gaskets, and held in place with six clips for easy lens replacement. Quick disconnects shall be used for all electrical connections. All internal and external hardware shall be stainless steel.

UPGRADE KITS

Field replaceable upgrade kits available for PRMS HID/CFL models. An entire EmitterDeck mounting assembly, including driver and 20 LED MicroEmitters (60 diodes/73 watts), is provided.

ELECTRICAL

120 thru 277 volt. All electrical components are mounted directly to the driver tray for maximum heat dissipation. Class 1 electrical classification. 0 - 10v dimming capabilities. LifeShield™ Protection System included for extreme temperature locations (-30°C to 60°C). 120/277 volt Universal with 9mA maximum input current and 1mA maximum drive current. Input power 0.5 watt for 120 volt and 1.25 watt for 277 volt. The onboard surge protector shall be U.L. recognized and have a surge current rating of 10,000 Amps using the industry standard 8/20uSec wave. The surge protector shall have a clamping voltage of 320V and surge rating of 373J. The case shall be a high-temperature, flame resistant plastic. LED constant current driver operates at 350mA.

MICROEMITTER™ REFLECTOR

The precision injection molded, highly specular parabolic reflectors are positioned to achieve directional control toward desired task. Secondary reflectors with a concave specular medium hammertone finish are used to redirect light downward. No fasteners are placed on the reflective surface. The entire assembly fastens to the housing as a one-piece module and features wiring quick-connects for easy installation. Standard color temperatures for Nichia LEDs, NS6L183 and NS6W183, are 3500K and 5100K. Rated luminous efficacy is ≥ 40 lm/W, with rated light output of ≥ 2864 for 5100K LED, standard mount. MicroEmitters are field replaceable.

MOUNTING

Post top mounting: the fixture shall slip over a 4"/100 mm O.D. pole and be secured to the pole with three stainless steel set screws.

Arm or wall mounting: The fixture shall be welded to the cast arm.

FINISH

Fixture finish shall consist of a five stage pretreatment regimen with a polymer primer sealer, oven dry off, and top coated with a thermoset super TGIC polyester powder coat finish. The finish shall meet the AAMA 2604-02 performance specification which includes passing a 3000 hour salt spray test for corrosion resistance.

CERTIFICATION

Fixture shall be listed with ETL for outdoor, wet location use. Conforms to the UL1598 and Canadian CSA C22.2 No.250 standard. IP66.

WARRANTY **5** YEAR WARRANTY

Promenade LED, including housing, LEDs and electrical components, is warranted for five years. Any unauthorized return, repair, replacement or modification of the Product(s) shall void this warranty. This warranty applies only to the use of the Product(s) as intended by AAL and does not cover poles, arms, mounting or any misapplication or misuse of said Product(s), or installation in hazardous or corrosive environments. Contact AAL for complete warranty language, exceptions, and limitations.

AAL reserves the right to change product specifications without notice.

Architectural Area Lighting

16555 East Gale Ave. | City of Industry | CA 91745
P 626.968.5666 | F 626.369.2695 | www.aal.net
Design patents, Copyright © 11/2010

PATENTS PENDING

