

Updated: 01/2010



- Die cast aluminum construction for corrosion resistance
- Wall or pole mounting options
- Features highly efficient LEDs
- Full cutoff classification (without upright options)
- Wide variety of options available
- EISA compliant
- IP65 rated
- Powder coat finish in 13 standard colors with a polymer primer sealer



Architectural Area Lighting

16555 East Gale Ave. | City of Industry | CA 91745
P 626.968.5666 | F 626.369.2695 | www.aal.net
Design patents, Copyright © 2010 Rev 01/2010

Fixture	Lamp/Ballast	LED Output	Color	External Options	Internal Options
1	2	3	4	5	6

1 FIXTURE
WALL MOUNT

Remote Ballast


Short stainless steel yoke arm with a 25 ft/8 m waterproof cable for connection to a remote ballast. Ballast enclosure by others. Includes a 5"/125mm round cover plate for the wall if required. Not available with LED.


<input type="checkbox"/> FMR	Short arm Projection: 13.25"/340mm; Ht: 3.5"/90mm	
-------------------------------------	--	---

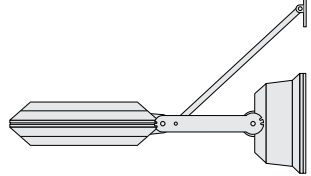
Integral Ballast

<input type="checkbox"/> FMSS	Short straight arm Projection: 17.2"/440mm; Ht: 7.8"/200mm	
--------------------------------------	---	---

<input type="checkbox"/> FMSC	Short curved arm Projection: 17.9"/445mm; Ht: 7.8"/200mm	
--------------------------------------	---	---

<input type="checkbox"/> FMLS	Long straight arm – Arm can be tilted up 30 degrees Projection: 22.5"/570mm; Ht: 7.8"/200mm	
--------------------------------------	--	--

<input type="checkbox"/> FMLC	Long curved arm Projection: 21.3"/540mm; Ht: 10.1"/260mm	
--------------------------------------	---	---

<input type="checkbox"/> FMLSX	Long straight arm and extension – Arm can be tilted up 30 degrees Projection: 22.5"/570mm; Ht: 14.2"/360mm	
---------------------------------------	---	---

<input type="checkbox"/> FMLCX	Long curved arm and extension Projection: 21.3"/540mm; Ht: 18.9"/480mm	
---------------------------------------	---	---

SOLD TO	PO #	JOB NAME	Approvals

Architectural Area Lighting

16555 East Gale Ave. | City of Industry | CA 91745
P 626.968.5666 | F 626.369.2695 | www.aal.net
Design patents, Copyright © 2010 Rev 01/2010

Fixture	Lamp/Ballast	LED Output	Color	External Options	Internal Options
1	2	3	4	5	6

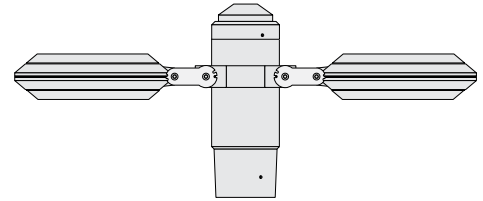
POLE MOUNT

Ballast is located in the post top fitter. Slips over a 4"/100mm O.D. pole.

Short straight arm

FMSS4 Single short straight arm EPA=.318

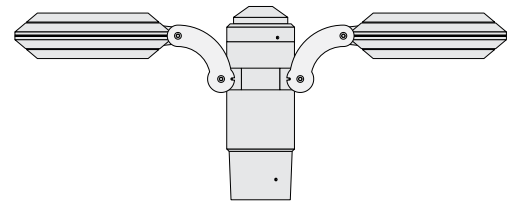
FMTSS4 Twin short straight arm EPA=.556



Short curved arm

FMSC4 Single short curved arm EPA=.339

FMTCS4 Twin short curved arm EPA=.598



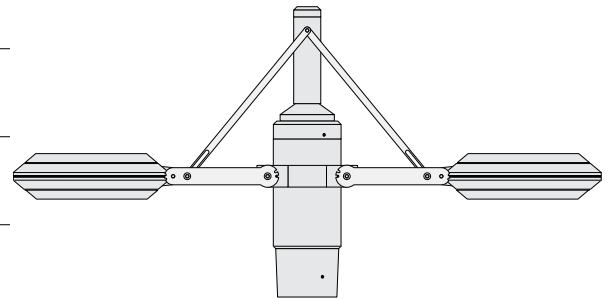
Long straight arm

FMLS4 Single long straight arm EPA=.370

FMLS4XP Single long straight arm with extension EPA=.468

FMTLS4 Twin long straight arm EPA=.660

FMTLS4XP Twin long straight arm with extension EPA=.806



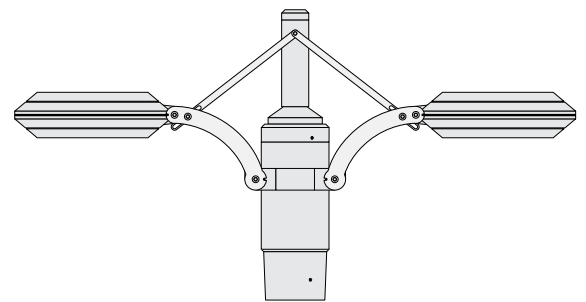
Long curved arm

FMLC4 Single long curved arm EPA=.384

FMLC4XP Single long curved arm with extension EPA=.482

FMTLC4 Twin long curved arm EPA=.688

FMTLC4XP Twin long curved arm with extension EPA=.834



Architectural Area Lighting

Fixture	Lamp/Ballast	LED Output	Color	External Options	Internal Options
1	2	3	4	5	6

2 BALLAST

<input type="checkbox"/> CF	Compact fluorescent, electronic 120 thru 277 volt ballast. Use 4 pin lamps, 26, 32 or 42 watt. Specify wattage.				
<input type="checkbox"/> 39MHT6EB	39 watt electronic metal halide 120 thru 277 volt ballast. Use G12 base, T-6 ceramic lamp.				
<input type="checkbox"/> 50MH	50 watt metal halide 120/277 volt ballast. Use medium base, ED-17 lamp.				
<input type="checkbox"/> 50MHEB	50 watt electronic metal halide 120 thru 277 volt ballast. Use medium base, ED-17 lamp.				
<input type="checkbox"/> 70MH	70 watt metal halide 120/208/240/277 volt ballast. Use medium base, ED-17 lamp.				
<input type="checkbox"/> 70MHEB	70 watt electronic metal halide 120 thru 277 volt ballast. Use medium base, ED-17 lamp.				
<input type="checkbox"/> 70MHT6	70 watt metal halide 120/277 volt ballast. Use G12 base, T-6 ceramic lamp.				
<input type="checkbox"/> 70MHT6EB	70 watt electronic metal halide 120 thru 277 volt ballast. Use G12 base, T-6 ceramic lamp.				
<input type="checkbox"/> 100MH	100 watt metal halide 120/208/240/277 volt ballast. Use medium base, ED-17 lamp.				
<input type="checkbox"/> 100MHEB	100 watt electronic metal halide 120 thru 277 volt ballast. Use medium base, ED-17 lamp.				
<input type="checkbox"/> 50HPS	50 watt high pressure sodium 120/277 volt ballast. Use medium base, ED-17 lamp.				
<input type="checkbox"/> 70HPS	70 watt high pressure sodium 120/208/240/277 volt ballast. Use medium base, ED-17 lamp.				
<input type="checkbox"/> 100HPS	100 watt high pressure sodium 120/208/240/277 volt ballast. Use medium base, ED-17 lamp.				
<input type="checkbox"/> 30LED-WW	30 light emitting diode array (32 watt). Warm white (3500K). 120 thru 277 volt. Uplight or downlight only. Specify desired output option.				
<input type="checkbox"/> 30LED-BW	30 light emitting diode array (32 watt). Bright white (5100K). 120 thru 277 volt. Uplight or downlight only. Specify desired output option.				

*All ballasts are factory wired for 277 volt, unless specified. Lamps not included (except LED option).
All ballasts are EISA compliant*

3 LED OUTPUT OPTION – Must select one when LED option is chosen

<input type="checkbox"/> LO-U	LED light output upper (uplight)
<input type="checkbox"/> LO-L	LED light output lower (downlight)

4. COLOR

<input type="checkbox"/> AWT	Arctic White	<input type="checkbox"/> MAL	Matte Aluminum
<input type="checkbox"/> BLK	Black	<input type="checkbox"/> MDG	Medium Grey
<input type="checkbox"/> MTB	Matte Black	<input type="checkbox"/> ATG	Antique Green
<input type="checkbox"/> DGN	Dark Green	<input type="checkbox"/> LGY	Light Grey
<input type="checkbox"/> DBZ	Dark Bronze	<input type="checkbox"/> RAL/PREMIUM COLOR	Provide a RAL 4 digit color number
<input type="checkbox"/> WRZ	Weathered Bronze	<input type="checkbox"/> CUSTOM COLOR	Please provide a color chip for matching
<input type="checkbox"/> BRM	Metallic Bronze		
<input type="checkbox"/> VBL	Verde Blue		
<input type="checkbox"/> CRT	Corten		

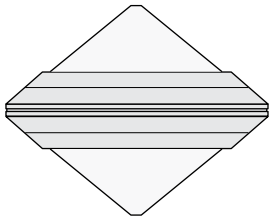
Architectural Area Lighting

16555 East Gale Ave. | City of Industry | CA 91745
P 626.968.5666 | F 626.369.2695 | www.aal.net
Design patents, Copyright © 2010 Rev 01/2010

Fixture	Lamp/Ballast	LED Output	Color	External Options	Internal Options
1	2	3	4	5	6

5 EXTERNAL OPTIONS

The conical glass lens, angled shade, flared shade, flared cone, and solid ring options can be ordered to attach to the upper and/or lower lens frame. These options can be used separately or in combination with the other (except LED which is uplight or downlight only). All of the options, except for the conical glass, are field installed to the lens frame with three stainless steel screws.



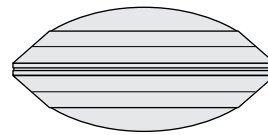
- CGL-U** upper
- CGL-L** lower

CONICAL GLASS
Molded, tempered, frosted glass lens.



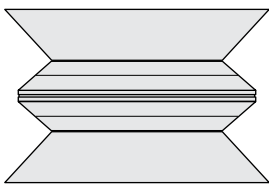
- SR-U** upper
- SR-L** lower

SOLID RINGS
Two cast aluminum rings.



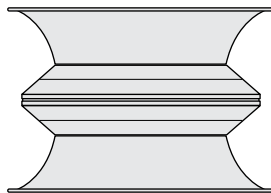
- DMC-U** upper
- DMC-L** lower

DOMED COVER
Spun aluminum dome mimics the design of the Flex.



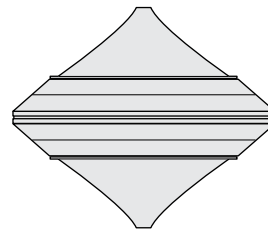
- ANG-U** upper
- ANG-L** lower

ANGLED SHADE
Spun aluminum shade with hemmed edge. Painted the same color as the fixture.
12.75"/325mm dia
2.50"/64mm Ht



- FLR-U** upper
- FLR-L** lower

FLARED SHADE
Spun aluminum shade with rolled edge. Painted the same color as the fixture.
12.87"/330mm dia
2.75"/70mm Ht



- CON-U** upper
- CON-L** lower

FLARED CONE
Spun aluminum cone. Painted the same color as the fixture.
3.4"/86mm Ht

- ANGCOP-U** upper
- ANGCOP-L** lower

Unfinished copper will patina over time.

- ANGSTS-U** upper
- ANGSTS-L** lower

Brushed stainless steel.

- FLRCOP-U** upper
- FLRCOP-L** lower

Spun copper shade with rolled edge. Unfinished, will patina over time.

- FLRSTS-U** upper
- FLRSTS-L** lower

Brushed stainless steel.

- CONCOP-U** upper
- CONCOP-L** lower

Unfinished copper will patina over time.

- CONSTS-U** upper
- CONSTS-L** lower

Brushed stainless steel.

6 INTERNAL OPTIONS

QL
Socket for T-4 mini-can lamp, field wired to a separate circuit. (Lamp wattage not to exceed ballast Wattage). Must be wired to a separate 120 volt circuit. **Not available with LED**

CFH
Aluminum ring with three key hole slots to hold one color filter (by others). The holder accepts a filter that is 8"/200mm in diameter.

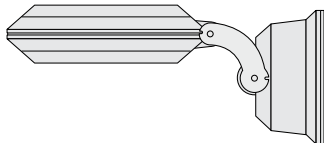
CFH-2
Two color filter holders. **Not available with LED.**

Filters are available from Special FX, or other filter providers.

347
120/277/347 volt magnetic ballast for all HID lamps, except the 50HPS and 50MH which are 347 volts only. **Not available with LED.**

Architectural Area Lighting

Specifications



Wt: 10 lbs

LAMP MODULE

The lamp housing is two-piece die cast aluminum. Two stainless steel arms join the lamp module and ballast module with four stainless steel bolts. The cable between the lamp and ballast modules is sheathed in a flexible stainless steel hose with watertight stainless steel fittings.

An internal lens cover is pre-installed on the upper lamp housing. The cover is movable to the lower housing to change the fixture to an upright luminaire, or removed for a 50/50 upright/downlight configuration. The LED option is only available as an upright or down light.

The lens, flat or conical, is tempered glass with a lightly diffused finish to obscure the lamp image and eliminate striations on the wall surface.

The housing is sealed with a molded silicone gasket. One captive stainless steel screw is loosened to swing the door open allowing access to the lamp.

WALL MOUNT

The ballast housing is two-piece die cast aluminum. The back plate is mounted to an electrical box or fastened directly to the wall surface. The ballast housing holds the ballast components and attaches to the back plate with three captive stainless steel cap screws. LED not available with remote ballast.

POST TOP MOUNT

The ballast is mounted to a strap within the post top fitter. The fitter has a removable top cap for access and removal of the ballast assembly.

ELECTRICAL

Magnetic HID ballasts are high power factor, rated for -30°C starting. Electronic ballasts for metal halide lamps are sound rated A, 120 thru 277 volt. Compact fluorescent transformers are electronic, 120 thru 277 volt for 26, 32 or 42 watt 4 pin lamps. Sockets are pulse rated, medium base for ED-17 lamps, G12 for use with T6 lamps. LED components are 120 thru 277 volt with 30 light emitting diodes. Maximum system wattage is 32 watts. The miniFlex is factory supplied as a complete, prewired assembly including the lamp and ballast module. Ballasts are prewired to 277 volts, unless specified.

FINISH

Fixture finish consists of a five stage pretreatment regimen with a polymer primer sealer, oven dry off and top coated with a thermoset TGIC polyester powder coat finish. The finish meets the AAMA 605.2 performance specification which includes passing a 3000 hour salt spray test for corrosion resistance.

EISA COMPLIANCE

AAL is committed to complying with U.S. EISA requirements. All applicable products manufactured for sale in the United States after January 1, 2009, meet EISA requirements.

CERTIFICATION

The fixture is listed with ETL for outdoor, wet location use, in accordance to the UL1598 and Canadian CSA Std. C22.2 no.250

WARRANTY

Fixture is warranted for three years. Ballast components carry the ballast manufacturer's limited warranty. Any unauthorized return, repair, replacement or modification of the Product(s) shall void this warranty. This warranty applies only to the use of the Product(s) as intended by AAL and does not cover any misapplication or misuse of said Product(s), or installation in hazardous or corrosive environments. Contact AAL for complete warranty language, exceptions, and limitations.

Architectural Area Lighting

16555 East Gale Ave. | City of Industry | CA 91745
P 626.968.5666 | F 626.369.2695 | www.aal.net
Design patents, Copyright © 2010 Rev 01/2010