

Updated: 01/2010



- Features patented Moldcast optics
- Available with symmetrical (standard) or asymmetrical (with HSS) distribution
- EISA compliant
- Powder coat finish in thirteen standard colors with a polymer primer sealer



VBN



VBN

## Architectural Area Lighting

16555 East Gale Ave. | City of Industry | CA 91745  
P 626.968.5666 | F 626.369.2695 | aal.net  
Design patents, Copyright © 2010 Rev 01/2010



Luminaire	Lamp/Ballast	Color	Options
1	2	3	4

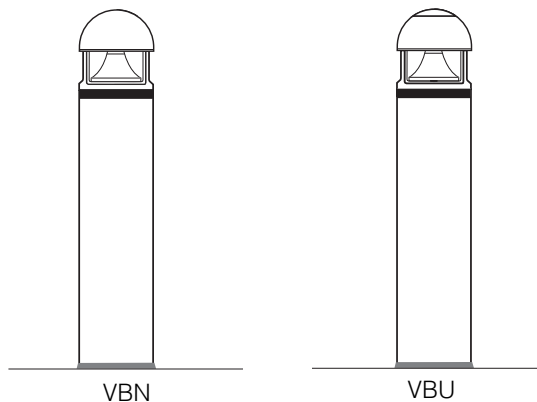
1. LUMINAIRE

No Uplight

- VBN-30 Vonda bollard - 30"/762mm tall. No uplight
- VBN-36 Vonda bollard - 36"/915mm tall. No uplight
- VBN-42 Vonda bollard - 42"/1067mm tall. No uplight

With Uplight

- VBU-30 Vonda bollard - 30"/762mm tall. With uplight
- VBU-36 Vonda bollard - 36"/915mm tall. With uplight
- VBU-42 Vonda bollard - 42"/1067mm tall. With uplight



2. LAMP/BALLAST

- 50MH 50 watt metal halide 20/208/240/277 volt ballast. Use medium base, ED-17 lamp.
- 70MH 70 watt metal halide 20/208/240/277 volt ballast. Use medium base, ED-17 lamp.
- 100MH 100 watt metal halide 20/208/240/277 volt ballast. Use medium base, ED-17 lamp. **VBN only.**
- 100MH 100 watt metal halide 120/208/240/277 volt ballast. Use medium base, ED-17 lamp. **VBN only.**
- 35HPS 35 watt high pressure sodium 120 volt ballast only. Use medium base, ED-17 lamp.
- 50HPS 50 watt high pressure sodium 120/277 volt ballast. Use medium base, ED-17 lamp.
- 70HPS 70 watt high pressure sodium 120/208 volt ballast. Use medium base, ED-17 lamp.
- 100HPS 100 watt high pressure sodium 120/208/240/277 volt ballast. Use medium base, ED-17 lamp. **VBN only.**
- 150HPS 150 watt high pressure sodium 120/208/240/277 volt ballast. Use medium base, ED-17 lamp. **VBN only.**

*All ballasts are factory wired for 277 volts, unless specified. Lamps not included.*

*All applicable ballasts are EISA compliant.*

SOLD TO	PO #	JOB NAME
---------	------	----------

Approvals
-----------

Architectural Area Lighting

16555 East Gale Ave. | City of Industry | CA 91745  
 P 626.968.5666 | F 626.369.2695 | aal.net  
 Design patents, Copyright © 2010 Rev 01/2010

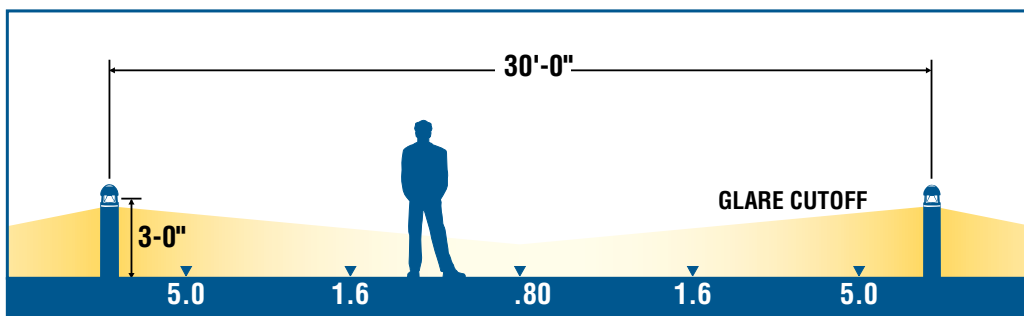
Fixture 1	Lamp/Ballast 2	Color 3	Options 4
--------------	-------------------	------------	--------------

3. COLOR

- AWT Arctic White
- BLK Black
- MTB Matte Black
- DGN Dark Green
- DBZ Dark Bronze
- WRZ Weathered Bronze
- BRM Metallic Bronze
- VBL Verde Blue
- CRT Corten
- MAL Matte Aluminum
- MDG Medium Grey
- ATG Antique Green
- LGY Light Grey
- RAL/PREMIUM COLOR Provide a RAL 4 digit color number
- CUSTOM COLOR Please provide a color chip for matching

4. OPTIONS

- DCR Decorative Accent Band (specify color)
- FS1 Single fuse holder only
- FS2 Double fuse holder only
- HSS House Side Shield, specify 90° or 180°
- LXN Polycarbonate Lens
- TRH Tamper Resistant Hardware
- 6PT 6 Post Lens Guard
- 347V 347 volt ballast (120/277/347V). Not available for 35 watt and 50 watt.



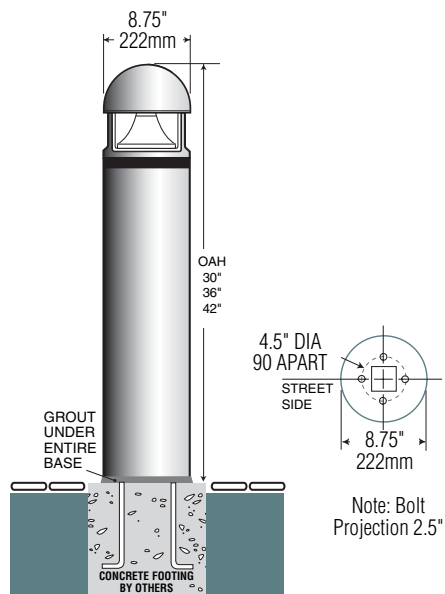
Initial horizontal footcandles on the ground. Model VBN-42-70MH

SOLD TO	PO #	JOB NAME	Approvals

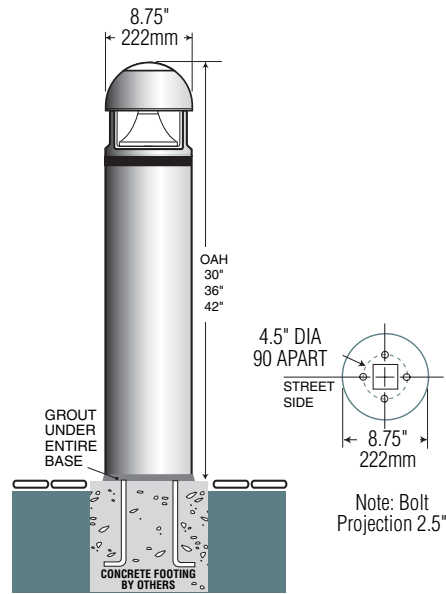
Architectural Area Lighting

16555 East Gale Ave. | City of Industry | CA 91745  
 P 626.968.5666 | F 626.369.2695 | aal.net  
 Design patents, Copyright © 2010 Rev 01/2010

## Specifications



VBN Series Vonda Bollard - No Uplight



VBU Series Vonda Bollard - With Uplight

### OPTICAL SYSTEM

The Vonda bollard utilizes the patented Moldcast Pericline® reflector system, a dual reflector assembly that efficiently and effectively controls the output of high performance HID lamps. The upper collecting reflector directs light towards the distributing reflector, which projects light outward at angles up to 80° above vertical.

### HOUSING & LENS

Lower housing shall be extruded 6063 T-6 aluminum. Dome top shall be cast aluminum, secured to a three post cast aluminum lens guard by stainless steel fasteners; six-post cast aluminum lens guard shall be available as an option (6PT) for additional vandal resistance. Lens shall be one-piece clear acrylic, securely sealed between the cast dome top and lower housing extrusion.

### ELECTRICAL

Ballast (except for 50 watt HPS) shall be high power factor multi-tap style (120/208/240/277V). The ballast for 50 watt HPS shall be dual volt (120/277V). 347V ballast (120/277/347V) shall be available as an option.

NOTE: All ballasts are shipped from the factory wired for 277V, unless specified.

### FINISH

Fixture finish consists of a five stage pretreatment regimen with a polymer primer sealer, oven dry off and top coated with a thermoset super TGIC polyester powder coat finish. The finish shall meet the AAMA 605.2 performance specification which includes passing a 3000 hour salt spray test for corrosion resistance.

### CERTIFICATION

All electrical components and materials shall be U.L. recognized. Fixtures shall be listed with U.L. laboratories for wet location use.

### EISA COMPLIANCE

AAL is committed to complying with U.S. EISA requirements. All applicable products manufactured for sale in the United States after January 1, 2009, meet EISA requirements.

### WARRANTY

Fixture is warranted for three years. Ballast components carry the ballast manufacturer's limited warranty. Any unauthorized return, repair, replacement or modification of the Product(s) shall void this warranty. This warranty applies only to the use of the Product(s) as intended by AAL and does not cover any misapplication or misuse of said Product(s), or installation in hazardous or corrosive environments. Contact AAL for complete warranty language, exceptions, and limitations.

## Architectural Area Lighting

16555 East Gale Ave. | City of Industry | CA 91745  
 P 626.968.5666 | F 626.369.2695 | aal.net  
 Design patents, Copyright © 2010 Rev 01/2010